

Fiber-Classic® Mahogany



FCM16 6 2'8" x 6'8" 2'10" x 6'8" 3'0" x 6'8"	FCM8114 6 2'8" x 8'0" 2'10" x 8'0" 3'0" x 8'0"	FCM668 6 2'8" x 6'8" † ‡ 2'10" x 6'8" † ‡ 3'0" x 6'8" † ‡	FCM814 6 2'8" x 8'0" 2'10" x 8'0" 3'0" x 8'0"	FCM38 6 2'8" x 6'8" 2'10" x 6'8" 3'0" x 6'8"	FCM45 6 2'8" x 6'8" 2'10" x 6'8" 3'0" x 6'8"	FCM898 6 2'8" x 8'0" 2'10" x 8'0" 3'0" x 8'0"	FCM6027 6 2'8" x 6'8" 2'10" x 6'8" 3'0" x 6'8"	FCM6047 6 2'8" x 6'8" 2'10" x 6'8" 3'0" x 6'8"
---	---	--	--	---	---	--	---	---



FCM124 6 2'8" x 6'8" 2'10" x 6'8" 3'0" x 6'8"	FCM18101SL 6 10" x 6'8" 12" x 6'8" † ‡ 14" x 6'8" † ‡	FCM81800SL 6 12" x 8'0" 14" x 8'0"	FCM8114SL 6 12" x 8'0" 14" x 8'0"	FCM38SL 6 12" x 6'8" 14" x 6'8"	FCM8105SL 6 12" x 8'0" 14" x 8'0"	FCM45SL 6 12" x 6'8" 14" x 6'8"	FCM898SL 6 12" x 8'0" 14" x 8'0"
--	--	--	---	---	---	---	--

Fiber-Classic® Oak



FC16 6 2'8" x 6'8" † ‡ 2'10" x 6'8" † ‡ 3'0" x 6'8" † ‡	81800P 6 2'8" x 8'0" 2'10" x 8'0" 3'0" x 8'0"	FC668 6 2'8" x 6'8" † ‡ 2'10" x 6'8" † ‡ 3'0" x 6'8" † ‡	FC814 6 2'8" x 8'0" 2'10" x 8'0" 3'0" x 8'0"	FC38 6 2'8" x 6'8" 2'10" x 6'8" 3'0" x 6'8"	FC772 6 2'8" x 6'8" 2'10" x 6'8" 3'0" x 6'8"	81953P 6 2'8" x 8'0" 2'10" x 8'0" 3'0" x 8'0"	FC45 6 2'8" x 6'8" † ‡ 2'10" x 6'8" † ‡ 3'0" x 6'8" † ‡	81935P 6 2'8" x 8'0" 2'10" x 8'0" 3'0" x 8'0"	81977P 6 2'8" x 8'0" 2'10" x 8'0" 3'0" x 8'0"
--	--	---	---	--	---	--	--	--	--



FC43
2'8" x 6'8"
2'10" x 6'8"
3'0" x 6'8"

FC124
2'8" x 6'8"
2'10" x 6'8"
3'0" x 6'8"

FC80941
2'8" x 6'8"
2'10" x 6'8"
3'0" x 6'8"

FC86241
2'8" x 8'0"
2'10" x 8'0"
3'0" x 8'0"

FC21
2'8" x 6'8"
2'10" x 6'8"
3'0" x 6'8"

FC46SL
10" x 6'8"
12" x 6'8"
14" x 6'8"

81800PSL
12" x 8'0"
14" x 8'0"

Smooth-Star®



18101SL
12" x 6'8" Δ ‡
14" x 6'8" Δ ‡

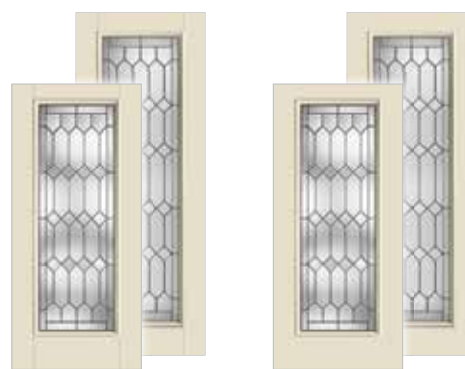
81800SL
12" x 8'0"
14" x 8'0"

FC38SL
12" x 6'8"
14" x 6'8"

81953PSL
12" x 8'0"
14" x 8'0"

FC43SL
12" x 6'8"
14" x 6'8"

81935PSL
12" x 8'0"
14" x 8'0"



S916
2'8" x 6'8" ‡
2'10" x 6'8" Δ ‡
3'0" x 6'8" Δ ‡

S814
2'8" x 8'0"
2'10" x 8'0"
3'0" x 8'0"

S668
2'8" x 6'8" Δ ‡
2'10" x 6'8" Δ ‡
3'0" x 6'8" Δ ‡
3'6" x 6'8"

S815
2'8" x 8'0"
2'10" x 8'0"
3'0" x 8'0"
3'6" x 8'0"



S977
2'8" x 6'8"
2'10" x 6'8"
3'0" x 6'8"

S981
2'8" x 6'8"
2'10" x 6'8"
3'0" x 6'8"

S888
2'8" x 8'0"
2'10" x 8'0"
3'0" x 8'0"

S926
2'8" x 6'8" ‡
2'10" x 6'8" ‡
3'0" x 6'8" ‡

S81935P
2'8" x 8'0"
2'10" x 8'0"
3'0" x 8'0"

S6027
2'8" x 6'8" ‡
2'10" x 6'8" ‡
3'0" x 6'8" ‡

S6047
2'8" x 6'8"
2'10" x 6'8"
3'0" x 6'8"

S38
2'8" x 6'8"
2'10" x 6'8"
3'0" x 6'8"

S85907
2'8" x 8'0"
2'10" x 8'0"
3'0" x 8'0"

Crystalline Glass *Continues on next page.*

Key

- No Stile Lines
- ◆ Black Nickel Caming (1D)
- Brushed Nickel Caming (1C)
- Vented Sidelite (No Impact)
(6'6" & 6'8" only in 12" & 14")
(8'0" only in 14")
- ⚙ WBDR Options
- ⚙ WBDR / HVHZ Options
- ▲ 6'6" Height Available
(8'0" only in 14")
- ‡ 7'0" Height Available



S930
2'8" x 6'8"
2'10" x 6'8"
3'0" x 6'8"



S6113
2'8" x 6'8"
2'10" x 6'8"
3'0" x 6'8"



S9341
2'8" x 6'8"
2'10" x 6'8"
3'0" x 6'8"



S83141
2'8" x 8'0"
2'10" x 8'0"
3'0" x 8'0"



S6123
2'8" x 6'8"
2'10" x 6'8"
3'0" x 6'8"



S916SL
12" x 6'8"
14" x 6'8"



S814SL
12" x 8'0"
14" x 8'0"



S6130SL
10" x 6'8"
12" x 6'8" Δ ‡
14" x 6'8" Δ ‡



S84586SL
12" x 8'0"
14" x 8'0"



S758SL
12" x 6'8"
14" x 6'8"



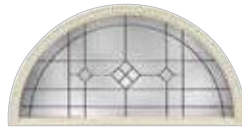
S888SL
12" x 8'0"
14" x 8'0"



S930SL
12" x 6'8"
14" x 6'8"



S85914SL
12" x 8'0"
14" x 8'0"



BLHRT ♦
3'0" door + (2) 12" sidelites
3'0" door + (2) 14" sidelites
Continuous / Boxed Sill Systems



19080T
3'0" door + (2) 12" sidelites
Continuous Sill Systems Only
3'0" door + (2) 14" sidelites
Continuous / Boxed Sill Systems



19810T
12" & 14" Sidelite Only



19800T
3'0" Door Only



19820T
3'0" door + (2) 12" sidelites
3'0" door + (2) 14" sidelites
Continuous / Boxed Sill Systems

Transoms can be stained or painted to match a Fiber-Classic or Smooth-Star door system.

Sedona ♦ ::

Fiber-Classic® Mahogany



FCM100
2'8" x 6'8"
2'10" x 6'8"
3'0" x 6'8"



FCM872
2'8" x 8'0"
2'10" x 8'0"
3'0" x 8'0"

FCM241
2'6" x 6'8" Δ ‡
2'8" x 6'8" Δ ‡
2'10" x 6'8" Δ ‡
3'0" x 6'8" Δ ‡

FCM822
2'8" x 8'0"
2'10" x 8'0"
3'0" x 8'0"



FCM131
2'8" x 6'8"
2'10" x 6'8"
3'0" x 6'8"



FCM101
2'8" x 6'8"
2'10" x 6'8"
3'0" x 6'8"

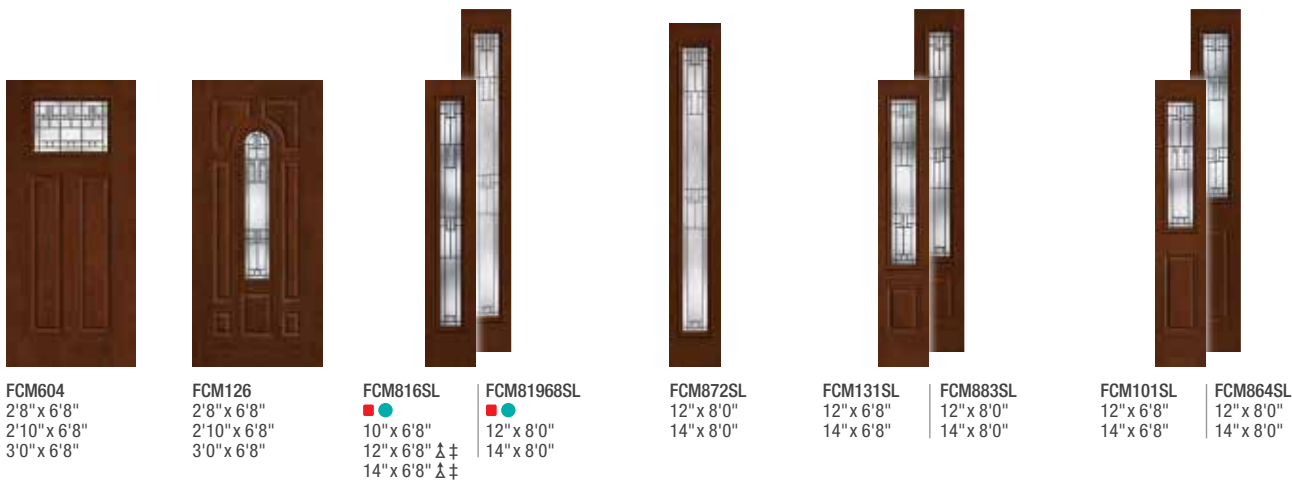
FCM864
2'8" x 8'0"
2'10" x 8'0"
3'0" x 8'0"



FCM6025
2'8" x 6'8"
2'10" x 6'8"
3'0" x 6'8"



FCM6045
2'8" x 6'8"
2'10" x 6'8"
3'0" x 6'8"



FCM604 2'8" x 6'8" 2'10" x 6'8" 3'0" x 6'8"	FCM126 2'8" x 6'8" 2'10" x 6'8" 3'0" x 6'8"	FCM816SL ● ● 10" x 6'8" 12" x 6'8" Δ ‡ 14" x 6'8" Δ ‡	FCM81968SL ● ● 12" x 8'0" 14" x 8'0"	FCM872SL 12" x 8'0" 14" x 8'0"	FCM131SL 12" x 6'8" 14" x 6'8"	FCM883SL 12" x 8'0" 14" x 8'0"	FCM101SL 12" x 6'8" 14" x 6'8"	FCM864SL 12" x 8'0" 14" x 8'0"
---	---	--	--	---	---	---	---	---

Fiber-Classic® Oak



FC100 2'6" x 6'8" 2'8" x 6'8" ‡ 2'10" x 6'8" ‡ 3'0" x 6'8" ‡	81968P 2'8" x 8'0" 2'10" x 8'0" 3'0" x 8'0"	FC241 ■ 2'6" x 6'8" Δ ‡ 2'8" x 6'8" Δ ‡ 2'10" x 6'8" Δ ‡ 3'0" x 6'8" Δ ‡	FC822 ■ 2'8" x 8'0" 2'10" x 8'0" 3'0" x 8'0"	FC131 2'8" x 6'8" 2'10" x 6'8" 3'0" x 6'8"	FC773 2'8" x 6'8" 2'10" x 6'8" 3'0" x 6'8"	81954P 2'8" x 8'0" 2'10" x 8'0" 3'0" x 8'0"	FC101 2'6" x 6'8" 2'8" x 6'8" ‡ 2'10" x 6'8" ‡ 3'0" x 6'8" ‡	81936P 2'8" x 8'0" 2'10" x 8'0" 3'0" x 8'0"
---	---	--	---	--	--	---	---	---



81978P 2'8" x 8'0" 2'10" x 8'0" 3'0" x 8'0"	FC128 2'8" x 6'8" 2'10" x 6'8" 3'0" x 6'8"	FC126 2'8" x 6'8" 2'10" x 6'8" 3'0" x 6'8"	FC80952 2'8" x 6'8" 2'10" x 6'8" 3'0" x 6'8"	FC86252 2'8" x 8'0" 2'10" x 8'0" 3'0" x 8'0"	FC100SL 10" x 6'8" 12" x 6'8" 14" x 6'8"	81968PSL 12" x 8'0" 14" x 8'0"
---	--	--	--	--	--	---

Sedona Glass *Continues on next page.*

Key

- No Stile Lines
- ◆ Black Nickel Caming (1D)
- Brushed Nickel Caming (1C)
- └ Flat Lite Frame
- Vented Sidelite (No Impact)
(6'6" & 6'8" only in 12" & 14")
(8'0" only in 14")
- ⚙ WBDR Options
- ⚙ WBDR / HVHZ Options
- Δ 6'6" Height Available
(6'6" & 6'8" only in 12" & 14")
‡ 7'0" Height Available

Optional Dentil Shelf*



4-Block Dentil Shelf
Available for all Craftsman-style
Fiber-Classic Mahogany Collection doors.



FC816SL
●
12" x 6'8" Δ ‡
14" x 6'8" Δ ‡



81968SL
●
12" x 8'0"
14" x 8'0"



FC131SL
12" x 6'8"
14" x 6'8"



81954PSL
12" x 8'0"
14" x 8'0"



FC101SL
12" x 6'8"
14" x 6'8"



81936PSL
12" x 8'0"
14" x 8'0"

Smooth-Star®



S139
2'6" x 6'8" Δ ‡
2'8" x 6'8" Δ ‡
2'10" x 6'8" Δ ‡
3'0" x 6'8" Δ ‡



S241
■
2'6" x 6'8" Δ ‡
2'8" x 6'8" Δ ‡
2'10" x 6'8" Δ ‡
3'0" x 6'8" Δ ‡
3'6" x 6'8"



S95
2'8" x 6'8"
2'10" x 6'8"
3'0" x 6'8"



S91
2'8" x 6'8"
2'10" x 6'8"
3'0" x 6'8"



S887
2'8" x 8'0"
2'10" x 8'0"
3'0" x 8'0"



S211
2'6" x 6'8"
2'8" x 6'8" ‡
2'10" x 6'8" ‡
3'0" x 6'8" ‡



S81936P
2'8" x 8'0"
2'10" x 8'0"
3'0" x 8'0"



S6025
2'6" x 6'8"
2'8" x 6'8" ‡
2'10" x 6'8" ‡
3'0" x 6'8" ‡



S6045
2'8" x 6'8"
2'10" x 6'8"
3'0" x 6'8"



S35
2'8" x 6'8"
2'10" x 6'8"
3'0" x 6'8"



S833
2'8" x 8'0"
2'10" x 8'0"
3'0" x 8'0"



S294
2'8" x 6'8"
2'10" x 6'8"
3'0" x 6'8"



S2650*
2'8" x 6'8"
2'10" x 6'8"
3'0" x 6'8"



S82650*
2'8" x 8'0"
2'10" x 8'0"
3'0" x 8'0"



S604
2'8" x 6'8"
2'10" x 6'8"
3'0" x 6'8"

S8604
2'8" x 8'0"
2'10" x 8'0"
3'0" x 8'0"

S12
2'8" x 6'8"
2'10" x 6'8"
3'0" x 6'8"

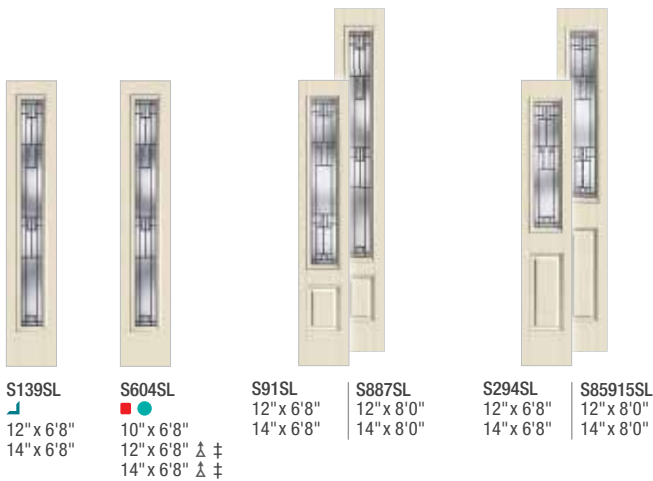
S9352
2'8" x 6'8"
2'10" x 6'8"
3'0" x 6'8"

*Available with flat lite frame only.

**Not recommended for use behind storm doors or to be painted dark colors, if exposed to direct sunlight.

Note: See page 275 for important product details that may help with your purchase decision.

Right Page: Smooth-Star, Sedona Glass, Door – S887, Sidelites – S887SL



19055T
3'0" door + (2) 12" sidelites
3'0" door + (2) 14" sidelites
Continuous Sill Systems Only



19520T
3'0" door + (2) 12" sidelites
3'0" door + (2) 14" sidelites
Continuous Sill Systems Only

Transoms can be stained or painted to match a Fiber-Classic or Smooth-Star door system.



Key

- No Stile Lines
- ◆ Black Nickel Caming (1D)
- Brushed Nickel Caming (1C)

- └ Flat Lite Frame
- Vented Sidelite (No Impact)
(6'6" & 6'8" only in 12" & 14")
(8'0" only in 14")

- ⚠ 6'6" Height Available
- ‡ 7'0" Height Available

Optional Dentil Shelf**

